



# CobbleTac® Porcelain



CTA's flagship CobbleTac® Porcelain tactile guidance products are an ideal permanent choice in new construction applications where the opportunity exists to incorporate tactile ground surface indicators into pavements, ramps and other thoroughfares.



Manufactured from tough porcelain and UV stable, CobbleTac® Porcelain is a truly cost effective, 'set-and-forget' option. They will withstand the rigours of high traffic areas and the testing Australian climate without fading, absorbing moisture or changing shape.

For architects, CobbleTac® Porcelain provides a natural appearance while still meeting AS1428 luminance contrast requirements. They are available in four colours.

CobbleTac® Porcelain tactiles have a 10 year guarantee against manufacturing faults, when installed to the manufacturer's installation instructions.

## KEY FEATURES

- Available in four colours in both hazard (stud) and directional (rib) profiles
- Standard 300mm x 300mm dimension; base is 10mm deep with a 5mm stud height
- Guaranteed dimensionally and colour stable
- P5 slip resistance exceeds the requirements of AS4586 for pedestrian surfaces; meets AS1428 requirements for tactile design
- Easily installed using standard tiling practices



**PRODUCT OPTIONS**

| COLOUR OPTION | PRODUCT CODE<br>HAZARD STUD | PRODUCT CODE<br>DIRECTIONAL RIB |
|---------------|-----------------------------|---------------------------------|
| Ivory         | HC108CT                     | DC108CT                         |
| Yellow        | HC112CT                     | DC112CT                         |
| Grey          | HC155CT                     | DC155CT                         |
| Black         | HC160CT                     | DC160CT                         |

**MATERIAL**

Manufactured from tough porcelain with a flat grid base to ensure maximum strength and the highest possible level of wear resistance.

**APPLICATIONS**

- Internal or external use
- Use on concrete, bitumen, tiled or paved surfaces and with most other substrates that can be recessed
- Ideal for high traffic areas; ramps, stairs, bus and tram stops, train platforms and pedestrian crossings

**DIMENSIONS**

Standard 300mm x 300mm; base is 10mm deep with a 5mm stud height.

**INSTALLATION METHOD**

CobbleTac® Porcelain Tactiles must be laid level with the surrounding surface so that the tactile stud stands proud. A 12mm recess must be provided, the tactiles are laid into this recess using an approved adhesive applied with a suitable square notched trowel. Carpet Installation is made possible by cutting the carpet/underlay away and installing a suitable base with aluminium trim surrounds. Floor traffic should be avoided ideally for 48 hours or at least 24 hours after installation. See Product Installation sheet for comprehensive instructions.

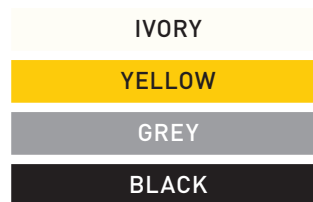
**CALL CTA ON 1300 282 282  
TO ARRANGE A MEETING WITH A SALES CONSULTANT**

VICTORIA | NEW SOUTH WALES | QUEENSLAND | WESTERN AUSTRALIA

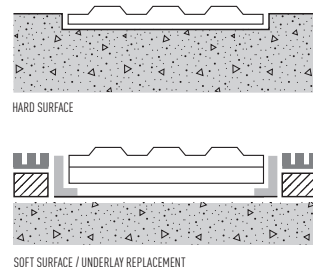
**PRODUCT DATA**

|                                      |                        |
|--------------------------------------|------------------------|
| Dimensions                           | 300 x 300 x 10+5       |
| Product Weight                       | 2.3 kg                 |
| Packaging Size                       | 305 x 305 x 200        |
| Quantity in Package                  | 11 (1 Sq Metre)        |
| Package Weight                       | 25.0 kg                |
| AS1428 Compliant                     | Yes                    |
| Wet Pendulum Test AS4663             | 60 / P5                |
| Oil Wet Ramp Test AS4586             | 27° / R12              |
| Breaking Strength BS EN ISO 10545-4  | 2.345 KN               |
| Modulus of Rupture BS EN ISO 10545-4 | 36.1 N/mm <sup>2</sup> |
| NCC Compliant                        | Yes                    |
| Materials                            | Porcelain              |
| UV Stable                            | Yes                    |
| Warranty                             | 10 Years               |
| Life Expectancy                      | 25+ years              |
| Indoor Use                           | Yes                    |
| Outdoor Use                          | Yes                    |

**COLOURS**



**INSTALLATION**



**COMPLIANCE**

All CTA products conform with the requirements of the Australian standards and are tested by a NATA certified laboratory. Please consult with CTA for relevant test reports:

- AS1428:2009 Design for access and mobility
- AS4586:2013 Slip resistance classifications for new pedestrian surface materials
- NCC - National Construction Codes

**LUMINANCE CONTRAST**

Please view the CTA Luminance Brochure for details or contact your CTA representative to discuss or request an onsite luminosity test.

**WARRANTY**

CTA provides a comprehensive warranty, in accordance with our published warranty statement which can be viewed on [www.ctagroup.com.au](http://www.ctagroup.com.au)

**CTA COMPLETE CARE MAINTENANCE**

Asset owners have a Duty of Care responsibility to maintain access product within design performance parameters. CTA offers a fully integrated maintenance program which includes regular scheduled maintenance and replacement of worn components where necessary. Please contact your CTA representative for information on our "Complete Care Program."

**CTA INSTALLERS**

CTA's accredited installers are available to do the installation work for you – with short turnaround times and guaranteed workmanship. Our installation team is the largest and most experienced in the nation, so you can rest assured you are in safe hands.

**MORE INFORMATION**

Product Installation, list of Approved Products and Material Safety Data Sheets are available on request.

