

MELAMINE
ENDURING
COLLECTION



COLOURpyne
COLLECTION

VERSATILE, DURABLE AND ULTIMATELY, JUST RIGHT.



COLOURpyne®

ELEGANT

The sophisticated range of colours and woodgrains delivers an authentic appeal, in a choice of finishes that include smooth, lightly textured, shiny gloss and embossed woodgrain, to enhance both residential and commercial cabinetry applications.

PRACTICAL

A pre-finished product that successfully delivers a cost-effective option for a modern look, COLOURpyne Melamine is a progressive approach to design. Characteristics selected with an eye for quality and permanence are balanced with an independence of spirit. COLOURpyne melamine is durable, hygienic and low maintenance.

COLOURpyne Melamine doors and panels are Australian made and come with a 7 year warranty, giving you peace of mind.

In addition to domestic internal joinery, COLOURpyne is also ideally suitable for many interior commercial applications. Such applications include, but are not limited to, hospitality, retail, aged care, commercial furniture and fit-out, and educational furniture. The COLOURpyne commercial melamine board range allows for extensive design opportunities to suit any commercial environment.

NEW DESIGNS



Como Walnut

Straight grain sections and areas of elongated restrained figuring characterise this modern walnut design, creating an elegant and harmonious effect. The lively Walnut design and intense mid-dark tone colouring deliver a balanced composition of solid rich wood appearance that is consistent with the trend towards authentic looking woodgrain designs. This elegant décor is perfectly suited to refined upmarket furnishing.



Emil Teak

The elegant straight graining and finely poured even texture of this natural teak design effortlessly adds a richness and warmth to any application it is selected for. The somewhat pale interpretation of a wood that is usually dark in tone creates a stylish and distinguished look.



Bavarian Oak

Calm, straight-grained sections of oak and lively more figured ones acted as the inspiration for this rustic new decor with its distinct planking and sapwood references. The pore pattern varies from slightly muted to clear and distinct.



COLOURpyne®

MELAMINE COLOUR RANGE AND FINISHES

Elegant, practical and versatile COLOURpyne® is a tough, scratch resistant and hygienic surface which can be used on cupboards, shelves, pantries and cabinets, storage units, bathroom cabinetry, laundry cabinets, wardrobes, general shelving, and much more. Melamine technology ensures high quality, durable panels available in a variety of colours.

COLOURS

The COLOURpyne® range features a palette of contemporary and classic prints from solid and special colours to authentic woodgrains, including leading edge colours featured in our Naturele Range.

SURFACE FINISHES

Changing the look of your COLOURpyne® Melamine can be as simple as changing the surface finish*.

Gloss: A smooth, shiny finish.

Decor: A lightly textured orange peel like surface.

Naturele: An embossed natural woodgrain like surface.

Velvet: A delicate eggshell surface.

** Not all colours are available in all finishes.*




COLOURpyne® ALL COLOURS

G = Available in Gloss finish D = Available in Décor finish N = Available in Naturale finish V = Available in Velvet finish


Accent White GDNV	Almond Sand GDNV	Alpine White GDV	Antique White GDV	CHH White GDV	New Antique White DV	Black DNV	Charcoal DV	Chintz DV	Folkstone DV
NEW Soft Grey DV	NEW Cloud Grey DV	NEW Crème DV	NEW Taupe DV	Sandstone GDV	Jungle Moss DV	Primary Blue DV	Primary Red DV	Silver Haze V	Stainless Haze GV
Acacia Grove NV	Antoga Wenge NV	Flaxen Grove NV	Charred Oak GNV	Classic Beech V	Balsa Finline GNV	Mushroom Finline NV	Ebony Finline NV	Oyster Finline GNV	Smokey Finline NV
Whitewood NV	Treble Beech GNV	Coastal Elm GNV	Coronet Beech GNV	Dusky Elm GNV	Fiordland Elm GNV	Tasman Elm GNV	NEW Como Walnut NV	NEW Emil Teak NV	NEW Bavarian Oak NV

COLOURpyne® NATURALE RANGE

Together with melamine durable and maintenance free properties, this woodgrain embossed finish is designed to match the look, feel and warmth of authentic timber veneer at an affordable price. Matching Naturale finished edging is supplied for a completely natural look to your joinery and furniture.




Accent White




Almond Sand



Black



Acacia Grove



Antoga Wenge



Flaxen Grove



Charred Oak



Whitewood



Balsa Finline



Ebony Finline




Mushroom Finline



Oyster Finline



Smokey Finline



Como Walnut



Emil Teak



Bavarian Oak



Treble Beech



Coastal Elm



Coronet Beech



Dusky Elm



Fiordland Elm




Tasman Elm




COLOURpyne® GLOSS


Gloss finish combines a stunning smooth surface with a medium level of gloss at a cost effective melamine price, adding a look of opulence to kitchen, bathroom and furniture design and feel. Being easy to clean melamine, COLOURpyne Gloss finish is perfect for everyday living. Each of the decors in the range has a matching gloss edging.



Accent White



Almond Sand



Alpine White



Antique White



CHH White



Sandstone



Charred Oak



Oyster Finline



Balsa Finline



Coastal Elm



Coronet Beech



Dusky Elm



Fiordland Elm



Tasman Elm



Treble Beech

Image supplied by Smith & Smith Kitchens

Accent White, Almond Sand and Alpine White supplied ex-stock. Other Solid Colours and Woodgrains made-to-order.





COLOURpyne® MELAMINE STANDARD STOCKED RANGE

2400X1200X16MM MOISTURE RESISTANT PARTICLEBOARD	2400X1200X16MM MOISTURE RESISTANT MDF
All Colours in Velvet Finish	All Colours in Velvet Finish
Naturale Finish – All Naturale Range	Naturale Finish – All Naturale Range
Décor Finish – Accent White, Almond Sand, Antique White, Black, CHH White, Chintz, Folkstone, New Antique White	Décor Finish – Accent White, Almond Sand, Antique White, Black, CHH White, Chintz, Folkstone, New Antique White
	Gloss Finish – Accent White, Almond Sand, Alpine White

GLOSS

COLOURpyne gloss combines a stunning and hygienic shiny surface with a medium gloss level at an affordable price.

If wipe marks are noticeable on COLOURpyne Gloss melamine surface finish it is generally due to greasy residue that has been left on the surface in the cleaning process.

To remove, methylated spirits or Windex glass cleaner can be used. It is recommended to do a final wipe over with soapy water and a dry clean cloth to remove any residue and restore the Gloss appearance.

Never use abrasive cleaners or powders, abrasive pads or steel wool.

To avoid marking or scratching the Gloss surface make sure the cleaning cloth does not contain any hard or foreign particles.

Due to the gloss reflective surface, some imperfections may be noticed in the surface due to slight substrate variation, contamination from packaging and transport, and marking of the surface from handling. This is inherent with the gloss surface. CHH gloss is also supplied¹ with protective film on the top side of the panel. Although application of the protective film is intended to provide some protection to the gloss surface, it is possible that contamination can be trapped between the film and gloss surface. Whilst CHH take precautions to minimise the occurrence of this, it is not completely unavoidable. It is therefore both necessary and recommended that the gloss surface is inspected by the joiner to identify any defects on the intended work piece surface.

¹ Alpine White gloss is not filmed.



VERSATILE, DURABLE & ULTIMATELY, JUST RIGHT.

COLOURpyne® MELAMINE SUBSTRATES AND SIZES

1200 RANGE						
SUBSTRATE	NOMINAL SHEET SIZE (mm)	NOMINAL FINISHED THICKNESS (mm)				
		16	18	25	32	33
Moisture Resistant particleboard	2400 x 1200 3600 x 1200	●	●	●		●
Standard Particleboard	2400 x 1200 3600 x 1200	●	●	●		
Moisture Resistant MDF	2400 x 1200 3600 x 1200	●	●	●	●	
Standard MDF	2400 x 1200 3600 x 1200	●	●	●		

1800 RANGE						
SUBSTRATE	NOMINAL SHEET SIZE (mm)	NOMINAL FINISHED THICKNESS (mm)				
		16	18	25	32	33
Moisture Resistant particleboard	2400 x 1800 3600 x 1800	●	●	●		●
Standard Particleboard	2400 x 1800 3600 x 1800	●	●	●		
Moisture Resistant MDF	2400 x 1800 3600 x 1800	●	●	●	●	
Standard MDF	2400 x 1800	●	●	●		

Not all colours are available in all sizes. Please refer to chhpinepanels.com.au/colourpyne to confirm colour, finish and size availability.

SUBSTRATE COLOURpyne® is available in a number of sizes and substrates. Some substrates, colours and sizes are made to order so longer lead times and minimum order quantities apply.

RESTRICTIONS ON USE COLOURpyne Melamine should not be used in areas where it will be exposed to high moisture levels, for example, as wall linings for exteriors, for wet areas in regular contact with water, or for bench tops in kitchens and bathrooms.

EDGE FINISHING COLOURpyne board can be finished with Melamine or rigid edge tape.

The COLOURpyne colour and finish range is matched

with 1mm thick ABS edging for 16mm and 18mm thick board. Matching edging is also available for the COLOURpyne commercial range 25mm and 33mm thick board. Refer to chhpinepanels.com.au/colourpyne for availability.

E0 CREDENTIALS All COLOURpyne colours are available on lower formaldehyde emission level E0 substrate to contribute to superior air quality and a healthier working environment. All COLOURpyne MDF substrate is E0. COLOURpyne Particleboard E0 substrate is available made to order. Speak to your CHH Pinepanels representative for more information on the benefits of using COLOURpyne E0.



COLOURS, PATTERNS & FINISHES

Please refer to chhpinepanels.com.au/colourpyne to check colour and finish availability, and to view larger sections for true representation of design.

The colours shown are as close to the actual colours as the printing process will allow. Actual product samples should be viewed to determine true colours.

Order free samples at chhpinepanels.com.au/colourpyne

It is normal for installed melamine to show minor colour variation from selling samples or minor variations between production runs. Our quality controls during the manufacturing process seek to minimise potential for variance and ensure any variation is within recognised industry standards.

Colour appearance can vary depending on the type of light under which a sample is viewed and the light sources where the melamine is installed. Viewing of the sample at your residence and under as many different light conditions as possible prior to making your final decision is recommended.

CHAIN OF CUSTODY CHH Pinepanels uses PEFC Chain of Custody (C of C) certification to ensure that the vast majority of wood in COLOURpyne products is legally sourced from sustainably managed forests. Documentation is available at chhpinepanels.com.au

SUSTAINABILITY

Carter Holt Harvey Pinepanels is committed to an eco-friendly and sustainable environment. It is an intrinsic part of our manufacturing and overall business ethos, with decisions made so that they have minimum negative impact on the environment;

Australian Forestry Standard – Our product is manufactured from managed and renewable plantation pine and is Australian Forestry Standard Chain of Custody certified;

PEFC - We manage waste responsibly through numerous recycling programs, including waste timber such as saw dust being recycled back into energy. We subscribe to local Government initiatives and voluntary audits, as well as our own internal environmental sustainable initiatives.



CHH pinepanels

For more information...

Call 1300 658 828 or visit www.chhpinepanels.com.au/colourpyne

Information current at November 2017.

CLEANING AND CARE INSTRUCTIONS

Keeping your COLOURpyne® Melamine surfaces clean is easy. Regular cleaning simply involves wiping with a clean, damp cloth.

Stubborn Grease and Grime

To clean off grimy film, use vinegar diluted with water or Selleys Sugar Soap.

Spills and Stains

The most important thing is to catch the stain early. Wiping it with hot soapy water is the first thing to try, however for tougher stains we recommend trying:

wine	hot soapy water
rust	diluted vinegar or lemon juice
shoe polish	diluted vinegar or lemon juice
oven cleaner	hot soapy water
tea	all-purpose surface cleaner
foodstuffs	all-purpose surface cleaner
fabric dye	cold water, wipe dry, then use methylated spirits
felt pen	methylated spirits or acetone
paint/glue	acetone
heavy wax & grease	xylene
hair/leather dye	methylated spirits

- After using the solutions recommended above, always wipe with a damp cloth, then a dry cloth.
- Never use abrasive cleaners or abrasive cleaning cloths, such as wire wool scourer pads, copper cleaner pads or sandpaper, on your COLOURpyne Melamine surfaces.
- We also recommend caution in using bleach and alcohol-based cleaners. Dilute bleach (1 part bleach/ 3 parts water).

SAFE WORK PRACTICES

Work and storage areas should be well ventilated, and cleaned regularly. Wood dust should be removed by vacuum cleaning or by the wet sweeping method – not by compressed air systems. All sawing, sanding and machining equipment should be fitted with efficient dust extraction systems. Hand power tools should be fitted with dust bags. If skin irritations occur, long-sleeved shirts, trousers and comfortable work gloves should be worn. For respiratory protection, respirators/dust masks should be worn. These should comply with AS/NZS 1716. Safety glasses should be worn when machining substrates. Eye protection must conform to AS/NZS 1337. As a reconstituted panel product made from wood, resin and wax, users should be aware that as with all wood and timber products, prolonged exposure to wood dust and/or formaldehyde from MDF or particleboard may be harmful to your health. For more information please refer to the relevant COLOURpyne Material Safety Data Sheet at chhpinepanels.com.au

IMPORTANT NOTE AND DISCLAIMER

The information contained in this brochure is current as at November 2017 and replaces all previous CHH Pinepanels product information relating to COLOURpyne Melamine. CHH Pinepanels reserves the right to change the information contained in this brochure without prior notice. CHH Pinepanels has used its reasonable endeavours to ensure the accuracy and reliability of the information contained in this brochure and, to the extent permitted by law, will not be liable for any inaccuracies, omissions or errors in this information nor for any actions taken in reliance on this information. It is your responsibility to visit chhpinepanels.com.au/colourpyne to confirm that you have the most up to date information available.

The contents of this brochure are copyright protected. The reproduction of all or part of the contents of this brochure is prohibited without the prior permission of CHH Pinepanels.